








| Organigramma | Dipendenti | Teorico | Presenze | Assenze | Pre. % | Ass. % |
|---|------------|---------|----------|---------|--------|--------|
|  TUTTI | 43 | 945 | 776 | 169 | 82,12 | 17,88 |
|  Comune di Manerbio | 43 | 945 | 776 | 169 | 82,12 | 17,88 |
|  Area Amministrativa | 7 | 163 | 147 | 16 | 90,18 | 9,82 |
|  Area Economico-Finanziaria | 6 | 126 | 94 | 32 | 74,60 | 25,40 |
|  Area Polizia Locale | 9 | 219 | 185 | 34 | 84,47 | 15,53 |
|  Area Servizi alla persona | 11 | 227 | 175 | 52 | 77,09 | 22,91 |
|  Area Tecnica | 10 | 210 | 175 | 35 | 83,33 | 16,67 |